

A38 Lichfield to Toyota Island weekly e-bulletin w/c 4 November 2024

Welcome to this week's traffic management bulletin for the package of work that National Highways is delivering on the A38 between Lichfield and Toyota Island in Derby.

A38 Toyota Island to Little Eaton LED lighting work

From 30 September until the end of November, we'll be upgrading the current lighting to LED's on the A38 between Toyota Island and Little Eaton. The new LED lighting will be more energy efficient and require less maintenance in the future.

We'll complete our work overnight on weeknights, **between 8pm and 6am**, predominantly using lane closures, but we'll also have some full overnight carriageway and slip road closures along this stretch as follows:

- **4 November** - Palm CT Island southbound exit slip road
- **8 November** - Horsely junction to Little Eaton Island southbound closure
- **20 November** - Findern interchange northbound exit slip road
- **21 November** - Findern interchange northbound and southbound entry slip roads
- **25 November** - A516 (Mickleover junction) merge to A38 northbound

We'll provide diversion details for these closures below, the week before their start dates.

A38 Weeford to Swinfen essential resurfacing

From **Monday 4 November to Friday 8 November, 9pm to 6am**, we'll have full closures of the A38 northbound carriageway, between Weeford Interchange and Swinfen Interchange, to allow us to carry out essential resurfacing work.

We apologise for the short notice and any inconvenience this may cause.

Throughout this work, there will be access for emergency vehicles.

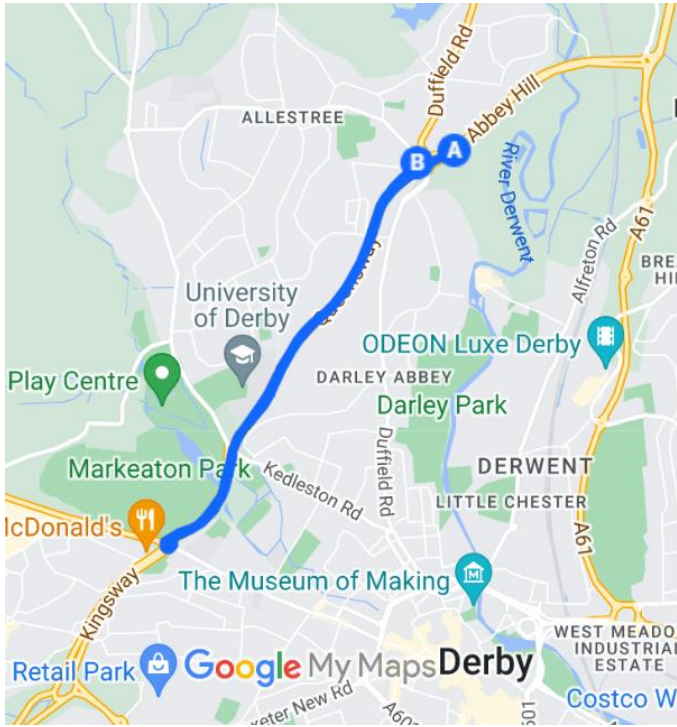
We'll provide a fully signed diversion route during closures, please see below.

We have a twitter feed you can follow [here](#) for roadworks notifications. For further information about our work, please contact: info@nationalhighways.co.uk

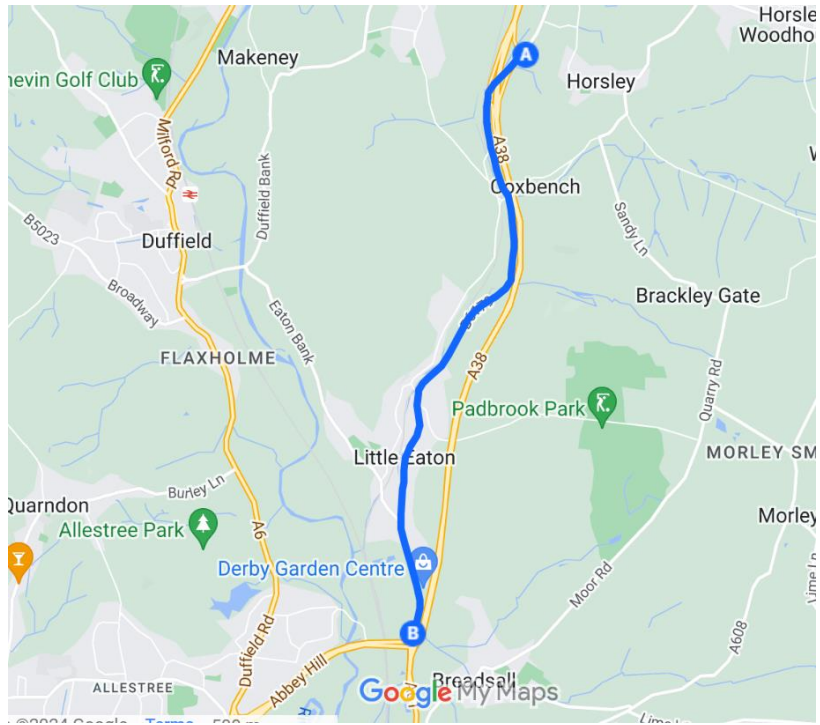
We're always looking to improve the way we communicate, and we would like to ask you to complete a short questionnaire to give us your feedback on this. If you could spare just 4 minutes (maximum) and complete the survey, click [here](#) or scan the QR code.



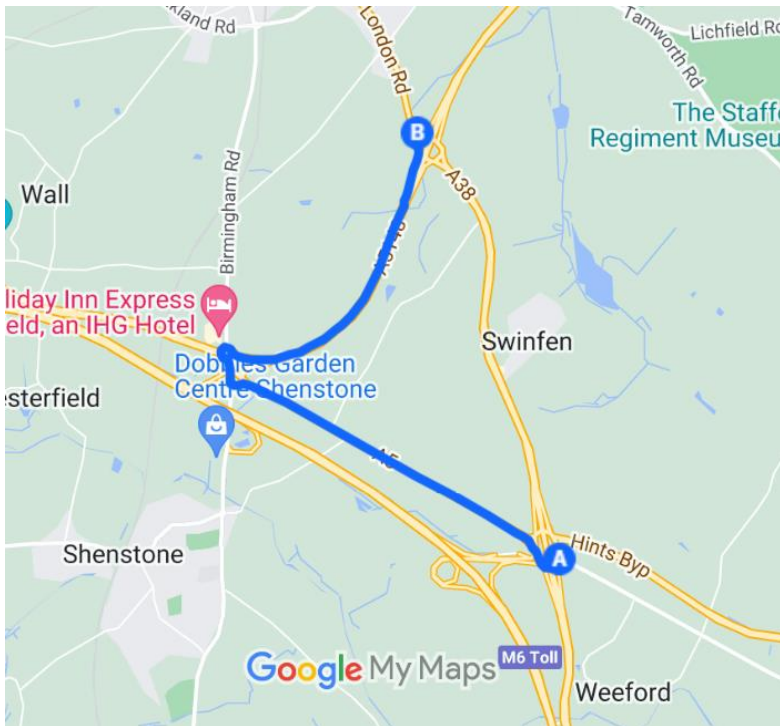
Palm CT Island southbound exit slip road



Horsely junction to Little Eaton Island southbound closure



A38 Weeford to Swinfen northbound



Week commencing 4 November 2024 Traffic Management

We issue these bulletins weekly, if you wish to be added to the distribution list please email:

noreplyA38WMids@nationalhighways.co.uk

Date	Traffic Management Details	Times	Work activity
Monday 4 November	Southbound Palm CT Island southbound exit slip road Northbound Weeford Interchange to Swinfen Interchange	8pm to 6am 9pm to 6am	LED lighting upgrades Essential resurfacing
Tuesday 5 November	Northbound Weeford Interchange to Swinfen Interchange	9pm to 6am	Essential resurfacing
Wednesday 6 November	Northbound Weeford Interchange to Swinfen Interchange	9pm to 6am	Essential resurfacing
Thursday 7 November	Northbound Weeford Interchange to Swinfen Interchange	9pm to 6am	Essential resurfacing
Friday 8 November	Southbound Horsely junction to Little Eaton Island Northbound Weeford Interchange to Swinfen Interchange	8pm to 6am 9pm to 6am	LED lighting upgrades Essential resurfacing
Saturday 9 November	No full closures planned		
Sunday 10 November	No full closures planned		

Week commencing 11 November 2024 Traffic Management

We issue these bulletins weekly, if you wish to be added to the distribution list please email:

noreplyA38WMids@nationalhighways.co.uk

Date	Traffic Management Details	Times	Work activity
Monday 11 November	No full closures planned		
Tuesday 12 November	No full closures planned		
Wednesday 13 November	No full closures planned		
Thursday 14 November	No full closures planned		
Friday 15 November	No full closures planned		
Saturday 16 November	No full closures planned		
Sunday 17 November	No full closures planned		

NOTE: Our planned road work may be subject to change due to weather conditions or unforeseen circumstances. Where possible, we will notify you if there are any changes to the schedule.

Please direct all enquiries to the National Highways Customer Contact Centre on 0300 123 5000, or email info@nationalhighways.co.uk.